

Ranges

MODEL	LPS		M		Hyd. Efficiency	POLES
	50Hz.	60Hz.	50Hz.	60Hz.		
HE700	1000	1000	4,5	7	84%	8
HE710	1000	1000	8	12	84%	8
HE810	1500	2000	6	9	84%	10
HE980	2500	3000	6	9	84%	10
HE1020	3000	4000	5	7,5	84%	12
HE1070	4000	5000	5	7,5	84%	12

Hydraulic Lab

After passing strict quality controls under ISO9001 and ISO14001 Standards, all sets are tested according to ISO9906 Grade 2 before delivery; tests are frequently witnessed by client or Third Parties.

INDAR has a brand new and modern lab specific for this type of submersible sets whose capacity allows testing flows up to 5m/s and 15m, at different frequencies and at voltages up to 6kV.



Indar



AXIAL FLOW SUBMERSIBLE SETS



HE SERIES

Indar

Una Marca *Ingeteam*



INDAR MÁQUINAS HIDRÁULICAS, S.L.

B° Altamira - Pol. Txara s/n
 Apartado 200 · 20200 BEASAIN - Gipuzkoa (España)
 Tel. +34 943 028200 · Fax. +34 943 028203
 indarmh@indar.ingeteam.com - www.indarpump.com

AXIAL FLOW SUBMERSIBLE SETS

Designed for transporting large flows of storm rain water, raw water, etc up to 5m³/s and 12m, these compact sets allow easy and economical installation hardly need civil work.

The motor, designed and manufactured in INDAR, is submersible (IP68) and therefore suitable for operating in flooded areas.

INDAR offers the possibility for customizing designs for different types of installations providing solutions to particular characteristics being them hydraulic, mechanical or electrical.

Most significant or common applications:

- Pumping of flooding areas.
- Water treatment plants, purifying plants.
- Pumping of brackish water in desalination plants
- Storm rain water pumping stations.
- Irrigation in dry soils, rice paddy fields.
- Fish hatchery.
- Water level control of dams, reservoirs.
- Draining and mailing of dry docks, port facilities.
- River water intake for industrial plants.
- Long channels with small elevations.
- Sewage water pumping.

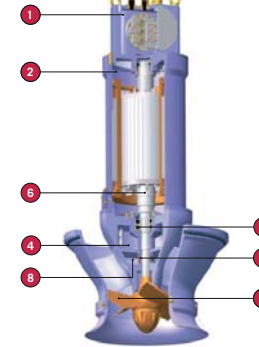
Both pump and motor are manufactured at INDAR facilities.



Cross-sectional drawing

- 1 Terminal box.
- 2 Submersible motor.
- 3 Oversized bearings.
- 4 Overflow chamber.
- 5 Axial impeller with big solid pass.
- 6 Generously dimensioned single shaft.
- 7 Double mechanical seal, cartridge type.
- 8 Oil chamber.

Note: Temperature and moisture sensors included.
Great variety of materials for pump and motor.



Installation

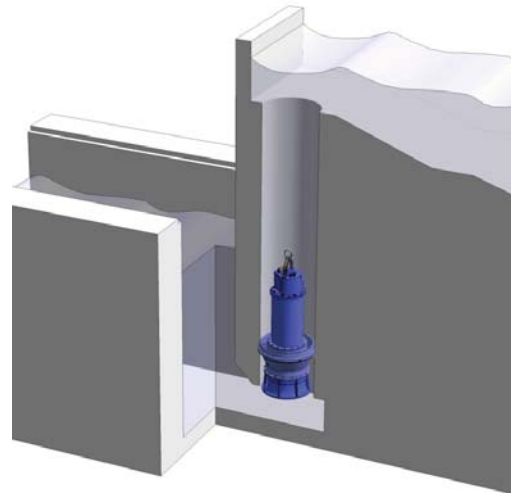
The compact design of this type of sets HE makes them easy to install, where the discharge pipe is at the same time the cooling jacket of the motor and which centres and positions the set correctly.

These sets can operate also in horizontal, after studying under demand.

Most common types of installation:

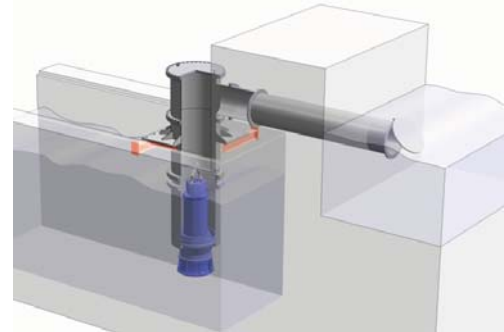
1.- FREE DISCHARGE

This is the simplest way of installation, in which pumping is made simply by overflow of the discharge pipe.



2.- PRESSURISED DISCHARGE

This layout features a non return check valve that prevents water from flowing back when the unit is inoperative. It is the most frequent arrangement when there are important variations in the water level of the discharge side.



3.- DISCHARGE WITH SIPHON

With the system here represented the siphon effect allows saving energy when pumping.

